















































41st Olympiad Tromso 2014 Women







Dernière mise à jour 14.08.2014 17:15:32

Classement final après 11 rondes - Women

Rg.	Rg. initial		Equipe	Equipe	Parties	+	=	-	Dep.1	Dep.2	Dep.3	Dep.4
1	2		Russia	RUS	11	10	0	1	20	420.5	32	154
2	1		China	CHN	11	8	2	1	18	406	32.5	149
3	3		Ukraine	UKR	11	8	2	1	18	383	28.5	156
4	4		Georgia	GEO	11	8	1	2	17	390	32	145
5	10		Armenia	ARM	11	8	1	2	17	350.5	29	142
6	17		Kazakhstan	KAZ	11	8	1	2	17	320	27	143
7	8		Poland	POL	11	7	2	2	16	362	26.5	152
8	7		United States of America	USA	11	7	2	2	16	339.5	29.5	139
9	12		Germany	GER	11	8	0	3	16	304	26.5	143
10	5		India	IND	11	6	3	2	15	380	30.5	143
11	6		Romania	ROU	11	7	1	3	15	353.5	27.5	137
12	9		France	FRA	11	7	1	3	15	351.5	27.5	157
13	11		Spain	ESP	11	6	3	2	15	346.5	28	145
14	14		Bulgaria	BUL	11	7	1	3	15	334.5	30	139
15	16		Netherlands	NED	11	7	1	3	15	311	27	139
16	28		Mongolia	MGL	11	7	1	3	15	307	29	131
17	18		Slovakia	SVK	11	7	1	3	15	302.5	27.5	133
18	36		Lithuania	LTU	11	7	1	3	15	291	27.5	126
19	20		Vietnam	VIE	11	6	2	3	14	339.5	28	141
20	21		Iran	IRI	11	6	2	3	14	328	30	129
21	27		Czech Republic	CZE	11	7	0	4	14	319.5	28.5	135
22	26		Israel	ISR	11	7	0	4	14	310.5	30	124
23	22		Azerbaijan	AZE	11	7	0	4	14	291.5	26.5	139
24	42		Switzerland	SUI	11	7	0	4	14	283.5	27	128
25	38		Norway	NOR	11	7	0	4	14	268.5	26.5	124
26	24		Argentina	ARG	11	7	0	4	14	259	26	129
27	40		Belarus	BLR	11	6	1	4	13	300	27	134
28	29		Sweden	SWE	11	4	5	2	13	293.5	26.5	132
29	15		Serbia	SRB	11	6	1	4	13	291	23.5	151
30	19		Cuba	CUB	11	6	1	4	13	287.5	25.5	136
31	32		Greece	GRE	11	6	1	4	13	285.5	26.5	126
32	51		Australia	AUS	11	6	1	4	13	285	28.5	122
33	35		Croatia	CRO	11	6	1	4	13	279.5	26	132
34	30		Colombia	COL	11	6	1	4	13	276.5	25.5	138
35	46		Uzbekistan	UZB	11	5	3	3	13	276	26.5	127
36	33		Turkey	TUR	11	5	3	3	13	269.5	25.5	135
37	59		Egypt	EGY	11	6	1	4	13	258.5	26	120
38	37		Slovenia	SLO	11	6	1	4	13	255.5	25.5	120
39	25		Latvia	LAT	11	6	1	4	13	255	23.5	130

40	39		England	ENG	11	5	3	3	13	243.5	24.5	118
41	45		Canada	CAN	11	6	1	4	13	236.5	26	114
42	34		Austria	AUT	11	6	1	4	13	223.5	23	124
43	61		Belgium	BEL	11	6	1	4	13	219	24	119
44	50		Brazil	BRA	11	6	1	4	13	189.5	21	127
45	13		Hungary	HUN	11	6	0	5	12	289	25	149
46	54		Montenegro	MNE	11	5	2	4	12	248	25.5	124
47	41		Bosnia & Herzegovina	BIH	11	6	0	5	12	240	24.5	120
48	47		Estonia	EST	11	6	0	5	12	237	24.5	123
49	75		Paraguay	PAR	11	4	4	3	12	226.5	24	117
50	83		Tajikistan	TJK	11	6	0	5	12	226	24	119
51	48		Ecuador	ECU	11	6	0	5	12	217.5	25.5	113
52	56		Denmark	DEN	11	6	0	5	12	216	22	119
53	49		Venezuela	VEN	11	5	2	4	12	214	21.5	125
54	78		Malaysia	MAS	11	6	0	5	12	214	21	129
55	64		Iceland	ISL	11	6	0	5	12	210.5	24	116
56	58		Bangladesh	BAN	11	6	0	5	12	203.5	24.5	112
57	77		Algeria	ALG	11	5	2	4	12	200	22	121
58	52		Scotland	SCO	11	5	2	4	12	199	20.5	120
59	63		Chile	CHI	11	5	2	4	12	196	23	111
60	66		El Salvador	ESA	11	6	0	5	12	173	23	108
61	23		Indonesia	INA	11	5	1	5	11	255	22.5	144
62	31		Italy	ITA	11	5	1	5	11	241	22.5	129
63	44		Moldova	MDA	11	5	1	5	11	230.5	23.5	122
64	43		Philippines	PHI	11	5	1	5	11	229	23.5	130
65	82		Monaco	MNC	11	5	1	5	11	212	25	110
66	65		FYROM	MKD	11	5	1	5	11	199	24.5	108
67	72		Kyrgyzstan	KGZ	11	5	1	5	11	198	22	125
68	62		Norway 2	NOR2	11	5	1	5	11	181.5	21.5	114
69	67		Wales	WLS	11	5	1	5	11	174	20.5	120
70	55		ICCD	ICCD	11	5	1	5	11	168.5	19	120
71	69		Jordan	JOR	11	5	1	5	11	168	20	120
72	93		South Africa	RSA	11	5	1	5	11	167.5	21.5	105
73	73		New Zealand	NZL	11	5	1	5	11	163.5	21	105
74	53		Mexico	MEX	11	5	0	6	10	202	23.5	110
75	84		Portugal	POR	11	5	0	6	10	198.5	24.5	106
76	92		Peru	PER	11	4	2	5	10	192	21.5	112
77	109		Zambia	ZAM	11	5	0	6	10	182.5	21	110
78	60		Lebanon	LIB	11	4	2	5	10	180.5	20.5	108
79	96		Sri Lanka	SRI	11	5	0	6	10	177.5	21.5	108
80	74		Guatemala	GUA	11	4	2	5	10	173.5	21.5	105
81	80		Albania	ALB	11	4	2	5	10	169	21.5	105
82	68		IBCA	IBCA	11	5	0	6	10	167.5	20.5	113
83	71		Bolivia	BOL	11	5	0	6	10	163.5	20.5	112
84	90		Dominican Republic	DOM	11	4	2	5	10	163	22.5	100

85	87		Uruguay	URU	11	5	0	6	10	159.5	18.5	110
86	86		Costa Rica	CRC	11	3	4	4	10	154.5	19	109
87	88		Jamaica	JAM	11	4	2	5	10	154.5	18	112
88	94		Botswana	BOT	11	5	0	6	10	154	20.5	98
89	99		Puerto Rico	PUR	11	4	2	5	10	154	18.5	116
90	111		Thailand	THA	11	5	0	6	10	151.5	23	91
91	106		Malta	MLT	11	5	0	6	10	143.5	21	98
92	116		Chinese Taipei	TPE	11	5	0	6	10	140.5	21	97
93	79		Nicaragua	NCA	11	4	1	6	9	190.5	22.5	109
94	70		Luxembourg	LUX	11	4	1	6	9	172.5	20.5	112
95	89		Ireland	IRL	11	4	1	6	9	162.5	20.5	107
96	76		Finland	FIN	11	4	1	6	9	146.5	20	106
97	104		Japan	JPN	11	3	3	5	9	146.5	20	97
98	105		South Korea	KOR	11	3	3	5	9	145.5	19	101
99	91		Norway 3	NOR3	11	3	3	5	9	144	16	112
100	95		United Arab Emirates	UAE	11	4	1	6	9	140	19	100
101	81		IPCA	IPCA	11	4	1	6	9	135.5	17.5	103
102	103		Trinidad & Tobago	TTO	11	3	3	5	9	120.5	18.5	95
103	123		Palestine	PLE	11	3	3	5	9	117	18.5	83
104	120		Nigeria	NGR	11	4	0	7	8	176	23	87
105	98		Tunisia	TUN	11	4	0	7	8	167.5	21	100
106	101		Surinam	SUR	11	4	0	7	8	134	17.5	96
107	108		Angola	ANG	11	3	2	6	8	130	17.5	98
108	97		Zimbabwe	ZIM	11	4	0	7	8	122.5	19	86
109	107		Netherlands Antilles	AHO	11	2	4	5	8	119	17	92
110	114		Qatar	QAT	11	3	2	6	8	115.5	17.5	91
111	132		Pakistan	PAK	11	3	2	6	8	114	19.5	81
112	115		Fiji	FIJ	11	3	2	6	8	108.5	16.5	84
113	117		Aruba	ARU	11	3	2	6	8	103.5	17.5	88
114	113		Honduras	HON	11	4	0	7	8	102.5	15.5	97
115	100		Nepal	NEP	11	3	2	6	8	99	17	89
116	129		Madagascar	MAD	11	4	0	7	8	93.5	17.5	88
117	102		Uganda	UGA	11	3	1	7	7	125.5	16	102
118	118		Kenya	KEN	11	3	1	7	7	125	17.5	88
119	131		Namibia	NAM	11	2	3	6	7	123	15.5	91
120	112		Barbados	BAR	11	3	1	7	7	118	16	97
121	122		Ethiopia	ETH	11	3	1	7	7	107.5	16	94
122	134		Sudan	SUD	11	2	3	6	7	106.5	17	88
123	119		Mozambique	MOZ	11	3	1	7	7	97	13.5	97
124	136		Togo	TOG	11	2	3	6	7	79.5	14.5	81
125	110		Palau	PLW	11	3	1	7	7	67	13.5	79
126	125		Cameroon	CMR	11	3	1	7	7	61.5	13.5	79
127	128		Lesotho	LES	11	3	1	7	7	51	13	81
128	130		Malawi	MAW	11	3	0	8	6	56	14	83
129	126		Ghana	GHA	11	3	0	8	6	51	10.5	85

130	121		Seychelles	SEY	11	1	3	7	5	70	12	80
131	127		Kuwait	KUW	11	1	2	8	4	58	11.5	78
132	133		Rwanda	RWA	11	0	3	8	3	47	10	72
133	135		Swaziland	SWZ	9	0	3	6	3	33	8	76
134	124		Burundi	BDI	7	1	0	6	2	40	4	81
135	57		Turkmenistan	TKM	1	0	0	1	0	0	0	65
136	85		Syria	SYR	1	0	0	1	0	0	0	65

Annotation

Départage 1: Matchpoints (2 for wins, 1 for Draws, 0 for Losses)

Départage 2: Olympiad-Sonneborn-Berger-Tie-Break without lowest result (Khanty-Mansiysk)

Départage 3: points (game-points)

Départage 4: Sum Matchpoints (2,1,0) without lowest result (Olympiad Khanty-Mansiysk)

Vous trouverez tous les détails de ce tournoi à <http://chess-results.com/tnr140381.aspx?lan=20>

Chess-Tournament-Results-Server: Chess-Results